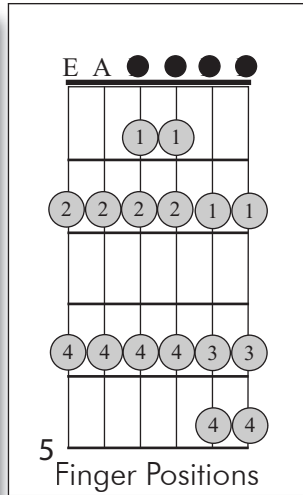
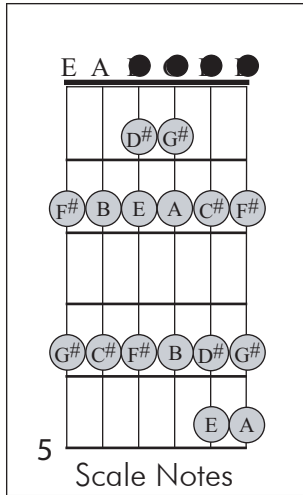


E Major Scale And Chords



The Scale of C.
The Scale of G.
The Scale of D.
The Scale of A.
The Scale of E.

No sharps
F#
F#, C#
F#, C#, G#
F#, C#, G#, D#



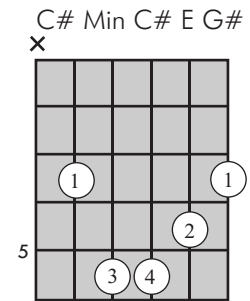
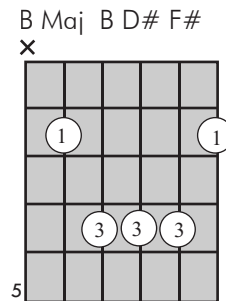
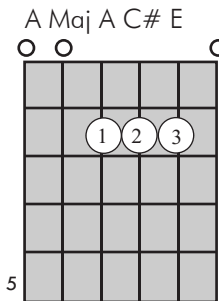
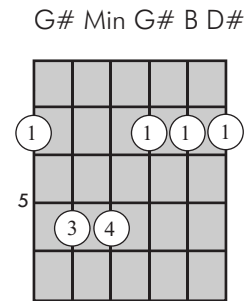
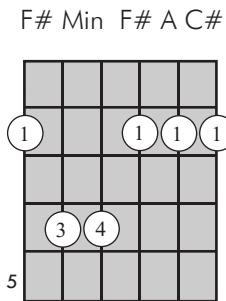
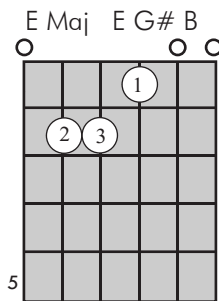
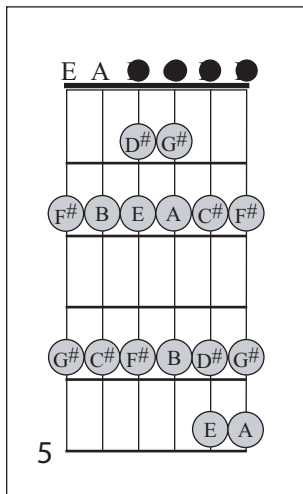
Notice we are using less of the open strings as we change keys. The key signature above tells you this is the key of E.

This is a very important scale pattern. This is one of the major movable patterns. In this position it is an E major, but if we move it out of the open strings by moving the pattern up one fret it would become a F major. Remember there is one half step between the notes E and F. This is a very good scale to increase your hand strength.

Does Your Hand Hurt? Sooner or later you should try to bear down and play the scales vigorously. Press firmly and increase the level of sound. You should look for opportunities to make your hand ache from playing scales properly.

First Position Chords

Symbols **x** = Do not play open string, **o** = Play open string.



New Fingering

E Major



F# Minor




G# Minor



A Major



B Major



C# Minor

